



style: since 1976 Jurop have been recognised and distinguished with its unique and exclusive manufacturing style. The methods used contribute greatly to the quality and efficiency of our products. Whether it's pumps, powered units, complete tankers or components the emphasis is exactly the same.

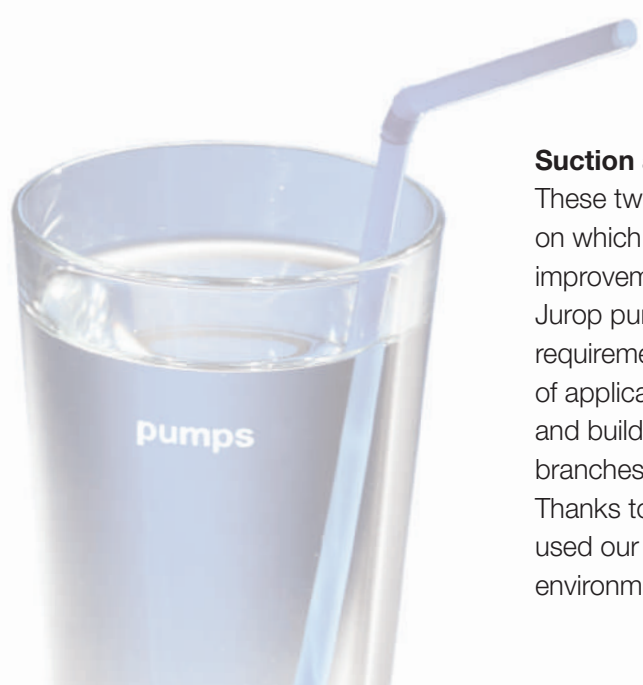
unique: we are unique because ours is not a mass production but each and every item is designed, and checked at every stage then assembled tested and proven before being delivered to the customer.



exclusive: we are exclusive because we value the thoughts and views of our customers; we design, monitor and continuously check with our customers with those special requirements always in mind. We continuously provide technical advice and support directly or by remote communication when needed, we are always keen to invite customers from around the world to visit our facilities to view at first hand the power behind the products. We are proud of our achievements and will continue to improve and develop not only our products and our support service but also our relationships with our customers.




TEAM JUROP



Suction and transfer.

These two simple words to identify a pump on which we focus our researches on innovations, improvements and developments. Jurop pumps are designed to meet any specific requirement and have a wide range of applications: agricultural field, industrial, marine and building industry, civil and environment branches. Thanks to technologies and quality of materials used our pumps are able to operate in any environment.

style is reliability



Sliding vane vacuum/pressure pumps

Positive displacement lobe blowers/compressors


Self priming rotary lobe liquid transfer pumps

Multy purposes vacuum/centrifugal pumps

Grinder/shredder for liquid bio-waste









Power take off

4-way changeover valves and safety valves



While developing a new pump we achieve an immediate feedback by severe tests in our laboratory and field tests on our tankers. Each pump is assembled according to Jurop methodical standards and is carefully tested and checked.

Sliding vane vacuum / pressure pumps with lubrication

series	model		side oil tank	flow			rotation speed			HDR drive	vacuum % (in HG)	continuous vac. % (in HG)	pres. max abs bar (psi)	power max vac. kW (hp)	weight kg (lbs)	type cooling
				m ³ /h	l/min	cfm	rpm	rpm	rpm							
PN	23			156	2.600	92	D1300	M540		•	90 (27.0")	60 (18.0")	1.5 (21.8)	3.3 (4.5)	53 (117)	air 
	33			216	3.600	127	D1300	M540		•	90 (27.0")	60 (18.0")	1.5 (21.8)	4.5 (6.1)	63 (139)	
	45			318	5.300	187	D1300	M540	M1000	•	92 (27.5")	60 (18.0")	1.5 (21.8)	5.8 (7.8)	90 (198)	
	58			390	6.500	230	D1300	M540	M1000	•	92 (27.5")	60 (18.0")	1.5 (21.8)	6.6 (8.9)	102 (225)	
	84			540	9.000	317	D1300	M540	M1000	•	92 (27.5")	60 (18.0")	1.5 (21.8)	11.2 (15.2)	115 (254)	
	106		•	660	11.000	388	D1300	M540	M1000	•	92 (27.5")	60 (18.0")	1.5 (21.8)	13.6 (18.4)	143 (315)	
	130		•	774	12.900	456	D1350	M540	M1000	•	94 (28.1")	60 (18.0")	2.0 (29.0)	19.0 (25.5)	165 (364)	
	140		•	830	13.850	490	D1350	M540	M1000	•	92 (27.5")	60 (18.0")	2.0 (29.0)	19.0 (25.5)	173 (381)	
155		•	910	15.200	536	D1150	M540	M1000	•	93 (28.0")	60 (18.0")	2.0 (29.0)	19.0 (25.5)	194 (428)		
C	60			390	6.500	230		M540		•			6.0 (87.0)	30.0*(40.2*)	87 (192)	* power max pressure
	84			540	9.000	317		M540		•			6.0 (87.0)	42.0*(56.3*)	108 (238)	
	110			660	11.000	388		M540		•			6.0 (87.0)	52.0*(69.7*)	119 (262)	
PNE	72			432	7.200	254	D1350	M540		•	93 (28.0")	60 (18.0")	2.0 (29.0)	10.0 (13.4)	136 (300)	air injection 
	82			492	8.200	290	D1350	M540		•	93 (28.0")	60 (18.0")	2.0 (29.0)	13.0 (17.4)	142 (313)	
	104			624	10.400	370	D1300	M540	M1000	•	95 (28.5")	60 (18.0")	2.0 (29.0)	14.0 (19.0)	150 (330)	
	124			744	12.400	440	D1300	M540	M1000	•	95 (28.5")	60 (18.0")	2.0 (29.0)	16.0 (21.7)	169 (372)	
PNR	72			432	7.200	254	D1350	M540		•	93 (28.0")	70 (21.0")	2.0 (29.0)	10.0 (13.4)	136 (300)	air injection 
	82			492	8.200	290	D1350	M540		•	93 (28.0")	70 (21.0")	2.0 (29.0)	13.0 (17.4)	142 (313)	
	104	•		624	10.400	370	D1300	M540	M1000	•	95 (28.5")	70 (21.0")	2.0 (29.0)	14.0 (19.0)	150 (330)	
	124	•		744	12.400	440	D1300	M540	M1000	•	95 (28.5")	70 (21.0")	2.0 (29.0)	16.0 (21.7)	169 (372)	
	142		•	852	14.200	500	D1200	M540	M1000	•	95 (28.5")	70 (21.0")	2.5 (36.0)	20.5 (28.0)	210 (463)	
	260R			620	10.300	365	D1300			•	95 (28.5")	60 (18.0")	2.0 (29.0)	13.0 (18.0)	170 (375)	
155R		•	910	15.200	536	D1300	M540	M1000	•	93 (28.0")	70 (21.0")	2.0 (29.0)	19.0 (25.5)	220 (485)		
RV	360		•	612	10.200	360	D1300			•	95 (28.5")	80 (24.0")	2.0 (29.0)	11.0 (15.0)	175 (386)	fan cooled 
	520		•	882	14.700	520	D1300			•	95 (28.5")	80 (24.0")	2.0 (29.0)	16.0 (21.7)	234 (516)	
RVC	210			360	6.000	212	D1450			•	93 (28.0")	75 (22.5")	2.5 (36.0)	6.0 (8.1)	86 (190)	fan cooled 
	360		•	612	10.200	360	D1300			•	95 (28.5")	80 (24.0")	2.0 (29.0)	11.0 (15.0)	176 (388)	
LC	300		•	510	8.500	300	D1300	M540	M1000	•	92 (27.5")	80 (24.0")	2.0 (29.0)	14.0 (19.0)	195 (430)	water 
	420		•	720	12.000	420	D1300	M540	M1000	•	92 (27.5")	80 (24.0")	2.0 (29.0)	18.0 (24.1)	210 (463)	
	580		•	980	16.300	580	D1200	M540	M1000	•	95 (28.5")	80 (24.0")	2.0 (29.0)	17.0 (22.8)	232 (511)	
PR	150	•		900	15.000	529	D1200			•	95 (28.5")	80 (24.0")	2.0 (29.0)	25.0 (33.5)	345 (761)	water 
	200	•		1.250	20.800	735	D1200			•	95 (28.5")	80 (24.0")	2.0 (29.0)	32.0 (43.0)	445 (981)	
	250	•		1.550	25.800	911	D1100			•	95 (28.5")	80 (24.0")	2.0 (29.0)	39.5 (53.0)	530 (1.168)	
	330	•		2.000	33.300	1.180	D1000			•	95 (28.5")	80 (24.0")	2.0 (29.0)	50.0 (67.0)	605 (1.334)	
	530	•		3.200	53.300	1.880	D900			•	95 (28.5")	80 (24.0")	2.0 (29.0)	72.0 (96.5)	980 (2.161)	



PN45



PN155



C84



PNR104



RV520



RVC210









LC420



PR200





Positive displacement lobe blowers / compressors **Oil free**

series	model		m³/h	flow l/min	cfm	rotation speed rpm	HDR drive	vacuum % (in HG)	continuous vac. % (in HG)	pres. max abs bar (psi)	power max vac. kW (hp)	weight kg (lbs)	type cooling
DL	75		486	8.100	286	M600 M1000	•	85 (25.5")	85 (25.5")	2.0 (29.0)	12.0 (16.3)	175 (386)	air injection 
	95		594	9.900	350	M600 M1000	•	85 (25.5")	85 (25.5")	2.0 (29.0)	15.0 (20.0)	173 (381)	
	125		744	12.400	440	M600 M1000	•	85 (25.5")	85 (25.5")	2.0 (29.0)	18.0 (24.5)	162 (357)	
	150		900	15.000	530	M600 M1000	•	85 (25.5")	85 (25.5")	2.0 (29.0)	23.0 (31.0)	195 (430)	
	180		1.056	17.600	621	M600 M1000	•	85 (25.5")	85 (25.5")	2.0 (29.0)	26.0 (35.0)	188 (414)	
	220		1.300	21.650	765	M600	•	85 (25.5")	85 (25.5")	2.0 (29.0)	33.0 (44.0)	215 (474)	
	250		1.500	25.000	883	M1000	•	88 (26.5")	88 (26.5")	2.0 (29.0)	41.0 (55.0)	224 (494)	
	270		1.590	26.500	935	M600	•	86 (26.0")	86 (26.0")	2.0 (29.0)	42.0 (57.0)	240 (529)	
300		1.800	30.000	1.060	M1000	•	88 (26.5")	88 (26.5")	2.0 (29.0)	51.0 (69.0)	240 (529)		
PVT	200	•	1.280	21.350	755	D4200 M1400	•	93 (28.0")	93 (28.0")	2.0 (29.0)	35.0 (47.0)	160 (352)	
	280	•	1.850	30.800	1.089	D3300	•	93 (28.0")	93 (28.0")	2.0 (29.0)	52.0 (70.0)	192 (424)	
	400	•	2.600	43.300	1.530	D3300	•	93 (28.0")	93 (28.0")	2.0 (29.0)	71.0 (96.0)	240 (529)	
	700	•	4.150	69.170	2.445	D2500	•	93 (28.0")	93 (28.0")	2.0 (29.0)	112.0 (151.0)	640 (1.411)	
	1000	•	6.400	106.700	3.770	D2500	•	93 (28.0")	93 (28.0")	2.0 (29.0)	175.0 (235.0)	780 (1.720)	
HELIX	300	•	1.850	30.830	1.090	D3400	•	93 (28.0")	93 (28.0")	2.0 (29.0)	56.0 (75.0)	192 (424)	
	450	•	2.600	43.300	1.530	D3400	•	93 (28.0")	93 (28.0")	2.0 (29.0)	74.0 (100.0)	240 (529)	
	750	•	4.150	69.170	2.445	D2500	•	93 (28.0")	93 (28.0")	2.0 (29.0)	112.0 (151.0)	647 (1.430)	
	1200	•	6.400	106.700	3.770	D2500	•	93 (28.0")	93 (28.0")	2.0 (29.0)	175.0 (235.0)	765 (1.690)	
	2000	•	10.860	181.000	6.400	D2100	•	93 (28.0")	93 (28.0")	2.0 (29.0)	295.0 (395.0)	1.200 (2.650)	
CT	30		360	6.000	212	D5000	•	55 (16.5")	50 (15.0")	2.1 (30.5)	13.0* (17.5*)	45 (99)	air 
	50		560	9.300	330	D5000	•	55 (16.5")	50 (15.0")	2.1 (30.5)	18.0* (24.0*)	56 (121)	
	80	•	850	14.200	500	D4500 M1500	•	55 (16.5")	50 (15.0")	2.1 (30.5)	29.0* (39.0*)	106 (234)	
	105	•	1.090	18.200	642	D4500 M1500	•	55 (16.5")	50 (15.0")	2.1 (30.5)	36.0* (48.0*)	118 (260)	
	130	•	1.300	21.700	765	D4500 M1500	•	55 (16.5")	50 (15.0")	2.1 (30.5)	45.0* (60.0*)	132 (291)	
	180	•	1.800	30.000	1.060	D3300	•	55 (16.5")	50 (15.0")	2.1 (30.5)	65.0* (87.0*)	190 (419)	
	240	•	2.470	41.200	1.453	D3300	•	55 (16.5")	50 (15.0")	2.1 (30.5)	89.0* (119.0*)	300 (660)	
	420	•	4.150	69.200	2.445	D2500	•	55 (16.5")	50 (15.0")	2.1 (30.5)	149.0* (199.0*)	617 (1.360)	
	600	•	6.400	106.700	3.770	D2500	•	55 (16.5")	50 (15.0")	2.1 (30.5)	207.0* (277.0*)	755 (1.665)	
CTH	180	•	1.800	30.000	1.060	D3300	•	60 (18.0")	55 (16.5")	2.2 (32.0)	70.0* (94.0*)	190 (419)	 * power max pressure kW(hp)
	240	•	2.470	41.200	1.453	D3300	•	60 (18.0")	55 (16.5")	2.2 (32.0)	94.0* (126.0*)	300 (660)	
	420	•	4.150	69.200	2.445	D2500	•	60 (18.0")	55 (16.5")	2.2 (32.0)	161.0* (216.0*)	617 (1.360)	
	600	•	6.400	106.700	3.770	D2500	•	60 (18.0")	55 (16.5")	2.2 (32.0)	210.0* (281.0*)	755 (1.665)	
	1100	•	10.860	181.000	6.400	D2100	•	60 (18.0")	55 (16.5")	2.2 (32.0)	378.0* (507.0*)	1.178 (2.597)	



Air flow: 1 m³/h = 16.66 l/min = 0.589 CFM. Water flow: 1 m³/h = 16.66 l/min = 4.403 US GPM

Self priming rotary lobe liquid transfer pumps

series	model		flow			rotation speed rpm	reduction ratio	HDR drive	pres. max abs		power kW (hp)	weight		
			m³/h	l/min	gpm				bar	(psi)		kg (lbs)		
VL	2		12	200	53	1000		•	5.0	(72.5)	4.0 (5.5)	50	(110)	
	4		24	400	106	1000		•	3.0	(43.5)	5.1 (7.0)	60	(132)	
	7	•	42	700	185	540		•	5.0 ÷ 9.0	(72.5 ÷ 130.5)	8.0 (11.0)	97	(214)	
	14	•	82	1.400	370	540		•	5.0 ÷ 9.0	(72.5 ÷ 130.5)	20.0 (27.0)	105	(231)	
	20	•	120	2.000	528	540		•	5.0 ÷ 7.0	(72.5 ÷ 101.5)	25.0 (34.0)	119	(262)	
	27	•	162	2.700	713	540		•	5.0 ÷ 7.0	(72.5 ÷ 101.5)	34.0 (46.0)	146	(322)	
	40	•	240	4.000	1.057	540		•	3.0	(43.5)	42.0 (57.0)	170	(375)	
	17		102	1.700	450	500		•	5.0	(72.5)	24.0 (32.5)	300	(662)	
	35		210	3.500	924	500		•	5.0	(72.5)	46.0 (62.0)	335	(379)	
	50		306	5.100	1.347	500		•	4.0	(58.0)	63.0 (85.0)	380	(838)	
	70		420	7.000	1.850	600		•	6.0	(87.0)	80.0 (107.0)	455	(1.003)	
	70G		378*	6.300*	1.664*	1000	•		5.0*	(72.5*)	80.0 (107.0)	640	(1.411)	
	140		840	14.000	3.698	600	•		4.0	(58.0)	100.0 (134.0)	570	(1.257)	
	140G		756*	12.600*	3.328*	1000	•		3.0*	(43.5*)	100.0 (134.0)	780	(1.720)	
VLE	8		45.4	760	200	600		•	8.0	(116.0)	12.0 (16.0)	135	(298)	
	16		91.2	1.520	401.5	600		•	6.0	(87.0)	21.0 (28.0)	149	(328)	
	22		136.4	2.274	600.5	600		•	4.0	(58.0)	20.0 (27.0)	167	(368)	

*performances with reduction ratios 1



VL70



JULIA9000+DL250




AZ



SI

Multy purposes vacuum-centrifugal pumps, Grinder for liquid bio-waste, Power take off


series	model	rotation speed rpm	flow		prevalence m	power kW (hp)	flow max		prevalence m	power kW (hp)	weight kg (lbs)	
			m³/h	l/min			m³/h	l/min				
JULIA	3000	540	108*	1.800*	58*	40* (54*)	180	3.000	56	55 (74)	220 ÷ 360 (485 ÷ 794)	* Performance with Ø34mm nozzle. Working conditions recommended. Data are referred to centrifugal pump.
	5000	540	132*	2.200*	74*	58* (78*)	300	5.000	71	90 (121)	220 ÷ 360 (485 ÷ 794)	
	7000	1000	144*	2.400*	88*	78* (105*)	240	4.000	86	100 (134)	357 ÷ 437 (787 ÷ 963)	
	8000	1000	270	4.500	22	42 (57)	432	7.200	8	55 (74)	357 ÷ 437 (787 ÷ 963)	
	8500	1000	300	5.000	38	60 (80)	504	8.400	12	95 (127)	357 ÷ 437 (787 ÷ 963)	
	9000	1000	330	5.500	44	78 (105)	450	7.500	38	100 (134)	357 ÷ 437 (787 ÷ 963)	

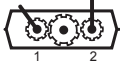
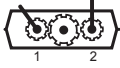
Julia is provided with 2 power take off. The first is applied to a vacuum pump. The second power take off is applied to a torque flow centrifugal pump for sewage waters (Julia series) or to a water high pressure pump (Julia HP: 93-170 l/min; 110-210bar).

The following vacuum pumps can be coupled to centrifugal unit:

with Julia 3000-5000: PN45-58-84-106-130-140-PNE/PNR72-82-104-124-LC300-420-DL150-180

with Julia 7000-8000-8500-9000-HP: PN130-140-155-155R-PNR142-LC300-420-580-DL 150-180-250. With DL300 alternated-driving only (combined-driving not allowed)

series	model	max differential pressure bar (psi)	rotation speed rpm	max torque Nm	power kW (hp)	weight kg (lbs)	
AZ	35 i	5.0 (72.5)	1000	650	5 ÷ 55 (6.7 ÷ 74)	340 (750)	

series	model	speed «IN» rpm	power «IN» kW (hp)	speed «OUT 1» rpm	power «OUT 1» kW (hp)	speed «OUT 2» rpm	power «OUT 2» kW (hp)	
SI	SI 1	540	40 (53.6)	540	20 (26.8)	1000	20 (26.8)	
	SI 2	1000	40 (53.6)	540	20 (26.8)	1000	25 (33.5)	
	SI 3	540	45 (60.3)	1000	30 (40.2)	1000	30 (40.2)	
	SI 4	540	45 (60.3)	1000	30 (40.2)	1000	30 (40.2)	
	SI 5	540	20 (26.8)	540	20 (26.8)	1000	20 (26.8)	
	SI 7	1000	100 (134.1)	980	50 (67.0)	1180	55 (74.0)	

Jurop manufactures also

4-way changeover valves suitable for air - 2 1/2" to 8" - manual or pneumatic.
VJ30/VL60 overpressure safety relief valves suitable for dense and viscous liquids. Built with cast iron housing, outside springs, DN50 and DN80 ports - max 7 bars.




VJ



4-VIE

Jurop for every dimension



POWERED UNITS

suction and liquid/sludge pumping units

suction and air compression units

powered grinders/shredders for organics

custom units



EQUIPMENT

VAC

liquid waste suction and transportation.

VAC JET

liquid waste suction combined to high pressure cleansing.

ADR

hazardous waste collection and transport.

recycling

on combined units for filtration, recovering and recycling of dirty waters.

street washing units

for street washing and cleansing.

ATEX

suction and cleansing in potentially explosive environments/atmospheres.

special units

designed and developed upon request for special purpose and use.



ACCESSORIES AND COMPONENTS

accessories for tankers

vacuum line components



pumps



**powered
units**



equipment



**accessories
components**



JUROP spa
via Crosera, 50 - 33082 Azzano Decimo (PN) Italy

tel. ++39.0434.636811 - fax ++39.0434.636812
www.jurop.it - info@jurop.it



COMPANY WITH
QUALITY SYSTEM
CERTIFIED BY DNV GL
= ISO 9001 =

COMPANY WITH
ENVIRONMENTAL SYSTEM
CERTIFIED BY DNV GL
= ISO 14001 =

COMPANY WITH
QUALITY SYSTEM
CERTIFIED BY DNV GL
= UNI EN ISO 3834-2 =